

U.S. Congressman
Nick Rahall
WORKING FOR WEST VIRGINIANS

FOR IMMEDIATE RELEASE
June 30, 1994



CONTACT: KENT KEYSER
Acting Press Secretary
Phone: (202) 225-3452

STATE EDUCATIONAL AGENCIES AWARDED FIVE SPECIAL EDUCATION GRANTS

WASHINGTON, D.C. -- U.S. Rep. Nick Rahall (D-WV) announced that the Department of Education has awarded five Education grants to West Virginia State Education Agencies. The funding for four of the five grants is authorized by the Individuals with Disabilities Education Act.

An annual grant to West Virginia State Educational Agencies (SEAs) has been designated in the amount of **\$17,580,460**. The funding has been issued to provide a public and appropriate education to West Virginia children with disabilities. This includes the employment of greater personnel to improve the quantity and quality of service provided to the children.

\$2,726,359 is awarded to the SEA Preschool program, providing services to children between the ages of 3 and 5 years. The funding will enable the greater distribution of services to these children, including family-involvement programs and community-based educational programs and services.

Over **\$1,200,000** has been allocated to lead agencies which provide educational systems to infants and toddlers throughout the state. The funding will provide early intervention services for infants and toddlers and their families throughout West Virginia.

Grant funds will be awarded in the amount of **\$732,521** to provide assistance to children with disabilities who attend schools operated or supported by the State Educational Agencies. This funding will also provide for children with disabilities who have left the State Educational facilities and are receiving services on the local level.

In addition, the Department of Education has granted **\$133,500** to State Educational Agencies in West Virginia under the Robert C. Byrd Honors Scholarship Program. This program will enable selected West Virginia high school seniors who have demonstrated excellence in their academic communities to receive college scholarships.

"It is the responsibility of our government on all levels, to ensure that children of all abilities receive ample opportunity and the necessary resources to achieve a thorough education," Rahall stated. "An education is priceless; therefore we must work to provide the best educational sources for the children of West Virginia," concluded Rahall.

--30--

FOR IMMEDIATE RELEASE
June 30, 1994

CONTACT: KENT KEYSER
Acting Press Secretary
Phone: (202) 225-3452

STATE EDUCATIONAL AGENCIES AWARDED FIVE SPECIAL EDUCATION GRANTS

WASHINGTON, D.C. -- U.S. Rep. Nick Rahall (D-WV) announced that the Department of Education has awarded five Education grants to West Virginia State Education Agencies. The funding for four of the five grants is authorized by the Individuals with Disabilities Education Act.

An annual grant to West Virginia State Educational Agencies (SEAs) has been designated in the amount of \$17,580,460. The funding has been issued to provide a public and appropriate education to West Virginia children with disabilities. This includes the employment of greater personnel to improve the quantity and quality of service provided to the children.

\$2,726,359 is awarded to the SEA Preschool program, providing services to children between the ages of 3 and 5 years. The funding will enable the greater distribution of services to these children, including family-involvement programs and community-based educational programs and services.

Over \$1,200,000 has been allocated to lead agencies which provide educational systems to infants and toddlers throughout the state. The funding will provide early intervention services for infants and toddlers and their families throughout West Virginia.

Grant funds will be awarded in the amount of \$732,521 to provide assistance to children with disabilities who attend schools operated or supported by the State Educational Agencies. This funding will also provide for children with disabilities who have left the State Educational facilities and are receiving services on the local level.

In addition, the Department of Education has granted \$133,500 to State Educational Agencies in West Virginia under the Robert C. Byrd Honors Scholarship Program. This program will enable selected West Virginia high school seniors who have demonstrated excellence in their academic communities to receive college scholarships.

"It is the responsibility of our government on all levels, to ensure that children of all abilities receive ample opportunity and the necessary resources to achieve a thorough education," Rahall stated. "An education is priceless; therefore we must work to provide the best educational sources for the children of West Virginia," concluded Rahall.



H.K. - P.R.
BK

UNITED STATES DEPARTMENT OF EDUCATION
OFFICE OF LEGISLATION AND CONGRESSIONAL AFFAIRS

June 29, 1994

Dear Member of Congress:

On behalf of the Department of Education, I am pleased to announce five grant awards to your State. Background on each of these programs is enclosed.

Four of the grant awards relate to the needs of children with disabilities:

- The annual grant to State educational agencies (SEA) under Part B of the Individuals with Disabilities Education Act (IDEA) assists States in providing a free appropriate public education to all children with disabilities.
- The annual grant to SEAs under the Preschool Grants Program (Section 619 of IDEA) assists in providing special education and related services to disabled children aged 3 through 5 years, and, at a State's discretion to 2-year-old disabled children who will reach age 3 during the school year.
- The annual grant, under Part H of IDEA, to Lead Agencies in each State helps implement a comprehensive, coordinated, multidisciplinary, interagency statewide system to provide early intervention services for infants and toddlers with disabilities and their families.
- The annual grants to SEAs under Chapter I Handicapped, assists children with disabilities enrolled in schools operated or supported by those agencies. The amount includes local educational agency (LEA) programs for those who have left State operated or supported schools and are being educated in LEA special education programs.

In addition, the Department is pleased to announce grant awards to SEAs for the Robert C. Byrd Honors Scholarship Program which enables States to award college scholarships to outstanding high school seniors who show promise of continued excellence.

If you have any questions on the enclosed information, please do not hesitate to contact Larinese Young in the Office of Legislation and Congressional Affairs at 401-1028.

Sincerely,

Kay Casstevens
Assistant Secretary



UNITED STATES DEPARTMENT OF EDUCATION

OFFICE OF SPECIAL EDUCATION AND REHABILITATIVE SERVICES

JUN 23 1994

OFFICE OF SPECIAL EDUCATION PROGRAMS
CONGRESSIONAL NOTIFICATION OF GRANT AWARDS

Under The Hawkins - Stafford Elementary and Secondary
School Improvement Amendments of 1988
(Chapter 1 Handicapped)

We are pleased to inform you that a total of \$116,878,000 for Fiscal Year 1995 has now been allocated to State agencies on behalf of children with disabilities enrolled in schools operated or supported by those agencies. These funds are authorized under Section 1221 of Chapter 1 of Title I, Elementary and Secondary Education Act of 1965, as amended by the Hawkins - Stafford Elementary and Secondary School Improvement Amendments of 1988. A State listing of children counted and dollars allocated is enclosed for your information.

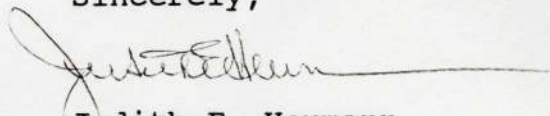
The amounts listed include local educational agency (LEA) programs for children with disabilities who have left State operated or supported schools and are being educated in LEA special education programs.

These Federal funds may be used for programs and projects such as (but not limited to): the acquisition of equipment that is designed to supplement the provision of special education and related services to children with disabilities; training of parents of infants, toddlers and children with disabilities, and the provision of services in early intervention, preschool, elementary, secondary, and transition programs.

Additional information about this program for children with disabilities may be obtained from the coordinator for the Chapter 1 State Operated or Supported Program in your State educational agency or from Mr. Thomas B. Irvin, Acting Director, Division of Assistance to States, Office of Special Education Programs, Washington, D.C. 20202; telephone: (202) 205-8825.

Your continued interest in this significant program for the education of children with disabilities is greatly appreciated.

Sincerely,



Judith E. Heumann
Assistant Secretary

Enclosure

We are pleased to inform you that a total of \$116,878,000 for Fiscal Year 1985 has now been allocated to State agencies on behalf of children with disabilities enrolled in schools operated or supported by those agencies. These funds are authorized under Section 1231 of Chapter 1 of Title I, Elementary and Secondary Education Act of 1965, as amended by the Hawkins - Stafford Education Act of 1985, as amended by the Hawkins - Stafford Elementary and Secondary School Improvement Amendments of 1988. A State listing of children counted and dollars allocated is enclosed for your information.

The amounts listed include local educational agency (LEA) programs for children with disabilities who have left State operated or supported schools and are being educated in LEA special education programs.

These Federal funds may be used for programs and projects such as (but not limited to): the acquisition of equipment; staff designed to supplement the provision of special education and related services to children with disabilities; training of parents of infants, toddlers and children with disabilities; and the provision of services in early intervention, preschool, elementary, secondary, and transition programs.

Additional information about this program for children with disabilities may be obtained from the coordinator for the Chapter 1 State Operated or Supported Program in your State educational agency or from Mr. Thomas E. Irvine, Acting Director, Division of Assistance to States, Office of Special Education Programs, Washington, D.C. 20302; telephone: (202) 205-8825.

UNITED STATES DEPARTMENT OF EDUCATION
OFFICE OF SPECIAL EDUCATION AND REHABILITATIVE SERVICES
OFFICE OF SPECIAL EDUCATION PROGRAMS
Hawkins - Stafford Elementary and Secondary School Improvement
Amendments of 1988

State Operated Programs for Children with Disabilities

FISCAL YEAR 1995

(School Year 1994-1995)

ALLOCATIONS TO STATE AGENCIES

<u>STATE</u>	<u>NUMBER OF CHILDREN</u>	<u>TOTAL ALLOCATION</u>
NATIONAL TOTALS	280,836	\$ 116,878,000.00
ALABAMA	1,831	579,621.00
ALASKA	3,657	1,736,490.00
ARIZONA	1,625	520,906.00
ARKANSAS	3,412	1,080,103.00
CALIFORNIA	4,390	1,548,379.00
COLORADO	3,838	1,459,233.00
CONNECTICUT	7,039	3,342,398.00
DELAWARE	2,777	1,244,714.00
DISTRICT OF COLUMBIA	4,939	2,345,234.00
FLORIDA	17,392	6,487,254.00
GEORGIA	2,359	751,991.00
HAWAII	1,123	452,897.00
IDAHO	1,280	405,197.00

PAGE 2 - CHAPTER 1

<u>STATE</u>	<u>NUMBER OF CHILDREN</u>	<u>TOTAL ALLOCATION</u>
ILLINOIS	44,802	18,592,344.00
INDIANA	8,332	3,080,745.00
IOWA	1,495	540,498.00
KANSAS	2,957	1,085,100.00
KENTUCKY	1,023	356,380.00
LOUISIANA	2,078	657,812.00
MAINE	891	376,658.00
MARYLAND	4,762	2,261,188.00
MASSACHUSETTS	22,139	10,466,861.00
MICHIGAN	15,202	7,029,386.00
MINNESOTA	2,807	1,105,294.00
MISSISSIPPI	728	230,456.00
MISSOURI	3,797	1,318,929.00
MONTANA	508	199,402.00
NEBRASKA	874	314,900.00
NEVADA	618	222,664.00
NEW HAMPSHIRE	1,752	754,341.00
NEW JERSEY	4,493	2,133,456.00
NEW MEXICO	296	93,702.00
NEW YORK	18,834	8,943,135.00
NORTH CAROLINA	1,446	472,151.00
NORTH DAKOTA	498	157,647.00

PAGE 3 - CHAPTER 1

<u>STATE</u>	<u>NUMBER OF CHILDREN</u>	<u>TOTAL ALLOCATION</u>
OHIO	4,785	1,973,861.00
OKLAHOMA	1,962	621,091.00
OREGON	10,924	4,738,979.00
PENNSYLVANIA	23,503	11,160,163.00
RHODE ISLAND	1,509	716,533.00
SOUTH CAROLINA	2,022	640,084.00
SOUTH DAKOTA	699	221,275.00
TENNESSEE	3,545	1,122,205.00
TEXAS	15,757	5,317,121.00
UTAH	1,965	622,040.00
VERMONT	1,646	781,587.00
VIRGINIA	3,927	1,401,199.00
WASHINGTON	4,587	1,768,881.00
WEST VIRGINIA	1,961	732,521.00
WISCONSIN	4,866	2,216,484.00
WYOMING	451	196,069.00
PUERTO RICO	-0-	- 0 -
GUAM	172	67,394.00
AMERICAN SAMOA	-0-	-0-
NORTHERN MARIANAS	248	113,906.00
VIRGIN ISLANDS	175	75,456.00
TRUST TERRITORY (PALAU)	138	43,685.00



UNITED STATES DEPARTMENT OF EDUCATION
OFFICE OF SPECIAL EDUCATION AND REHABILITATIVE SERVICES

JUN 23 1994

OFFICE OF SPECIAL EDUCATION PROGRAMS

CONGRESSIONAL NOTIFICATION OF GRANT AWARDS
Part B of the Individuals with Disabilities Education Act

We are pleased to inform you that a total of \$2,149,686,000 for Fiscal Year 1995 has now been allocated to State educational agencies to assist them in providing a free appropriate public education to all children with disabilities. These funds are authorized by Part B of the Individuals with Disabilities Education Act (Part B), formerly cited as the Education of the Handicapped Act. The funds will be available as of July 1, 1994, and are provided through the Education Department Appropriations Act. A State listing of children counted and dollars allocated is enclosed.

The list includes State educational agencies in the fifty States, District of Columbia, Puerto Rico, Bureau of Indian Affairs, and the outlying territories. Funds are made available to the fifty States, District of Columbia, and Puerto Rico on the basis of an approved State Plan, together with an annual count of the number of children with disabilities who are receiving special education and related services. Funds to the Bureau of Indian Affairs are based on a percentage of 1.25 of the total funds available along with an approved State Plan. Funds are made available to the outlying territories on the basis of census data, a total set-aside amount of 1.00 percent, and an approved State Plan. (Allocations for the Marshall Islands and Micronesia are based on the 1980 census data). Local educational agencies may apply to their State educational agency for funds once participation has been approved.

State educational agencies and local educational agencies may use Part B funds to support a number of activities to ensure that all children with disabilities are provided a free appropriate public education. Activities that can be supported with Part B funds include, among other things, child identification, location and evaluation activities; providing a free appropriate public education to children with disabilities; meeting the full

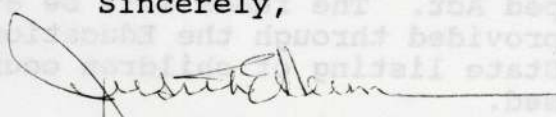
Page 2 - Part B Congressional Notification

educational opportunities goal for all children with disabilities, including employing additional personnel and providing inservice training, in order to increase the level, intensity and quality of services provided to individual children with disabilities; and meeting the other requirements of Part B.

Additional information about this program for children with disabilities may be obtained from the Part B coordinator in your State educational agency or from Mr. Thomas B. Irvin, Acting Director, Division of Assistance to States, Office of Special Education Programs, Washington, D.C. 20202; telephone: (202) 205-8825.

Your continued interest in this significant program for the education of children with disabilities is greatly appreciated.

Sincerely,


Judith E. Heumann
Assistant Secretary

Enclosure

UNITED STATES DEPARTMENT OF EDUCATION
Part B of the Individuals with Disabilities Education Act

FISCAL YEAR 1995

(School Year 1994-1995)

PART B ALLOCATIONS TO STATE EDUCATIONAL AGENCIES

<u>STATE</u>	<u>NUMBER OF CHILDREN</u>	<u>TOTAL ALLOCATION</u>
NATIONAL TOTALS	5,091,004	\$ 2,149,686,000.00
ALABAMA	98,053	40,487,044.00
ALASKA	14,349	5,924,843.00
ARIZONA	67,905	28,038,640.00
ARKANSAS	49,839	20,579,011.00
CALIFORNIA	529,540	218,652,251.00
COLORADO	62,757	25,912,980.00
CONNECTICUT	68,807	28,411,084.00
DELAWARE	12,419	5,127,927.00
DISTRICT OF COLUMBIA	2,055	848,530.00
FLORIDA	272,147	112,372,162.00
GEORGIA	120,784	49,872,897.00
HAWAII	14,125	5,832,351.00
IDAHO	22,256	9,189,720.00
ILLINOIS	213,184	88,025,762.00
INDIANA	119,629	49,395,986.00

PAGE 2 - PART B

<u>STATE</u>	<u>NUMBER OF CHILDREN</u>	<u>TOTAL ALLOCATION</u>
IOWA	61,905	25,561,181.00
KANSAS	47,481	19,605,370.00
KENTUCKY	79,516	32,832,935.00
LOUISIANA	84,853	35,036,635.00
MAINE	28,459	11,751,000.00
MARYLAND	93,236	38,498,058.00
MASSACHUSETTS	138,136	57,037,707.00
MICHIGAN	166,049	68,563,258.00
MINNESOTA	88,111	36,381,895.00
MISSISSIPPI	63,425	26,188,804.00
MISSOURI	110,211	45,507,201.00
MONTANA	18,623	7,689,619.00
NEBRASKA	36,238	14,963,025.00
NEVADA	24,624	10,167,491.00
NEW HAMPSHIRE	21,652	8,940,323.00
NEW JERSEY	185,844	76,736,808.00
NEW MEXICO	43,178	17,828,619.00
NEW YORK	346,863	143,223,129.00
NORTH CAROLINA	135,067	55,770,487.00
NORTH DAKOTA	11,942	4,930,969.00
OHIO	215,090	88,812,768.00
OKLAHOMA	71,169	29,386,377.00

PAGE 3 - PART B

<u>STATE</u>	<u>NUMBER OF CHILDREN</u>	<u>TOTAL ALLOCATION</u>
OREGON	52,288	21,590,227.00
PENNSYLVANIA	187,323	77,347,501.00
RHODE ISLAND	22,096	9,123,655.00
SOUTH CAROLINA	79,908	32,994,796.00
SOUTH DAKOTA	15,208	6,279,532.00
TENNESSEE	115,601	47,732,785.00
TEXAS	396,160	163,578,343.00
UTAH	49,985	20,639,296.00
VERMONT	9,182	3,791,338.00
VIRGINIA	131,133	54,146,100.00
WASHINGTON	96,667	39,914,751.00
WEST VIRGINIA	42,577	17,580,460.00
WISCONSIN	97,546	40,277,699.00
WYOMING	12,029	4,966,892.00
BIA	-0-	26,539,333.00
PUERTO RICO	43,780	18,077,191.00
AMERICAN SAMOA	-0-	2,413,677.00
GUAM	-0-	5,831,404.00
MARSHALL ISLANDS	-0-	1,852,232.00
MICRONESIA	-0-	4,334,735.00
NORTHERN MARIANAS	-0-	1,488,454.00
PALAU	-0-	679,688.00
VIRGIN ISLANDS	-0-	4,421,064.00



UNITED STATES DEPARTMENT OF EDUCATION
OFFICE OF SPECIAL EDUCATION AND REHABILITATIVE SERVICES
JUN 23 1994

OFFICE OF SPECIAL EDUCATION PROGRAMS
CONGRESSIONAL NOTIFICATION OF GRANT AWARDS
PRESCHOOL GRANTS PROGRAM UNDER SECTION 619 OF THE
INDIVIDUALS WITH DISABILITIES EDUCATION ACT

We are pleased to inform you that the Federal fiscal year 1994 appropriation of \$339,257,000.00 has been allocated to State educational agencies (SEAs) to assist them in providing special education and related services to children with disabilities aged 3 through 5 years, and, at a State's discretion, to 2-year-old children with disabilities who will reach age 3 during the school year. These funds will be available as of July 1, 1994, and are provided through the Education Department Appropriations Act. Enclosed is a list of grant award amounts for SEAs in the States, District of Columbia, and the outlying territories. These agencies have applied to the Office of Special Education Programs for participation in the Preschool Grants Program. Local educational agencies (LEAs) and intermediate educational units (IEUs) apply to their SEA for subgrants.

In order to be eligible to receive Preschool Grants funds, a State must have an approved State plan under Section 613 of Part B of the Individuals with Disabilities Education Act (Part B) which includes policies and procedures that assure the availability under State law and practice of a free appropriate public education for all children with disabilities aged 3 through 5, beginning upon the child's third birthday. The State must also have an approved application for a Preschool Grant. If a State does not establish eligibility for a Preschool Grant, then the State becomes ineligible to receive: (1) the Preschool Grant under Section 619; (2) Part B funds under Section 611 of Part B for children aged 3 through 5; (3) Chapter 1 Handicapped funds for children aged 3 through 5; and (4) certain discretionary funds under Parts C through G of the Act which relate exclusively to programs, projects, and activities pertaining to children aged 3 through 5.

The SEA must distribute at least 75 percent of the Preschool Grant to LEAs and IEUs for the purpose of providing special education and related services to preschool-aged children with disabilities. The SEA may use up to 20 percent of the grant for discretionary purposes, which include direct and support services and planning and developing a Statewide comprehensive service-delivery system for children with disabilities aged birth through 5 years. The SEA may also use up to 5 percent of the grant for administration of the grant.

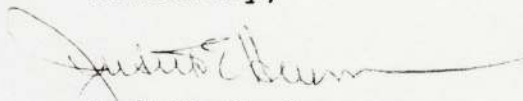
Page 2 - Congressional Notification of Grant Awards

Activities which are considered particularly appropriate for the use of these funds are: (1) implementing family involvement activities and programs, including assisting parents in understanding the special needs of their child with a disability through parent counseling and training; (2) providing age-appropriate diagnoses and assessments; (3) providing special education and related services in the least restrictive environment, especially the development and expansion of programs providing services in community-based settings where nondisabled age peers are typically found; and (4) planning the Statewide comprehensive system of services for children from birth through age 5, especially the transition of children from early intervention services to preschool services under Part B and interagency collaboration.

Additional information about this program for preschool-aged children with disabilities in your State may be obtained from the Director of Special Education in your SEA, or from the Division of Education Services, Office of Special Education Programs, Department of Education, 400 Maryland Avenue, SW, Washington, DC 20202-2644; telephone: (202) 205-9084 or 205-9097.

Your continued interest in, and support of, this significant and expanding program for the education of preschool-aged children with disabilities is greatly appreciated.

Sincerely,



Judith E. Heumann
Assistant Secretary

Enclosure

UNITED STATES DEPARTMENT OF EDUCATION
PRESCHOOL GRANTS PROGRAM UNDER SECTION 619 OF THE
INDIVIDUALS WITH DISABILITIES EDUCATION ACT

FEDERAL FISCAL YEAR 1994
(SCHOOL YEAR 1994-1995)

PRESCHOOL GRANTS ALLOCATIONS TO STATE EDUCATIONAL AGENCIES

<u>STATE</u>	<u>3-5 COUNT</u>	<u>TOTAL GRANT</u>
ALABAMA	8,241	\$ 5,840,375.00
ALASKA	1,712	1,213,290.00
ARIZONA	6,646	4,710,003.00
ARKANSAS	5,174	3,666,800.00
CALIFORNIA	50,966	36,119,473.00
COLORADO	6,009	4,258,563.00
CONNECTICUT	7,814	5,537,762.00
DELAWARE	1,913	1,355,738.00
FLORIDA	19,799	14,031,500.00
GEORGIA	11,449	8,113,877.00
HAWAII	1,074	761,141.00
IDAHO	2,606	1,846,865.00
ILLINOIS	24,757	17,545,222.00
INDIANA	10,057	7,127,370.00
IOWA	5,643	3,999,180.00
KANSAS	5,376	3,809,957.00
KENTUCKY	12,690	8,993,370.00
LOUISIANA	9,005	6,381,820.00
MAINE	2,831	2,006,322.00
MARYLAND	8,607	6,099,759.00
MASSACHUSETTS	11,038	7,822,602.00
MICHIGAN	15,464	10,959,297.00
MINNESOTA	10,284	7,288,244.00
MISSISSIPPI	5,694	4,035,323.00
MISSOURI	6,986	4,950,960.00
MONTANA	1,810	1,282,742.00
NEBRASKA	3,002	2,127,510.00
NEVADA	2,619	1,856,079.00
NEW HAMPSHIRE	1,736	1,230,299.00
NEW JERSEY	15,554	11,023,080.00
NEW MEXICO	3,534	2,504,537.00
NEW YORK	40,029	28,368,449.00
NORTH CAROLINA	14,109	9,999,012.00
NORTH DAKOTA	1,062	752,637.00
OHIO	16,347	11,585,077.00
OKLAHOMA	5,144	3,645,540.00
OREGON	3,458	2,450,676.00
PENNSYLVANIA	15,296	10,840,236.00
RHODE ISLAND	2,061	1,460,625.00
SOUTH CAROLINA	9,072	6,429,303.00
SOUTH DAKOTA	2,202	1,560,552.00
TENNESSEE	9,666	6,850,269.00
TEXAS	28,306	20,060,389.00

Page 2 - Federal Fiscal Year 1994 Preschool Grant Allocations

UTAH	3,894	2,759,668.00
VERMONT	993	703,737.00
VIRGINIA	12,161	8,618,469.00
WASHINGTON	11,746	8,324,360.00
WEST VIRGINIA	3,847	2,726,359.00
WISCONSIN	12,642	8,959,353.00
WYOMING	1,484	1,051,707.00
DISTRICT OF COLUMBIA	238	168,670.00
PUERTO RICO	4,584	3,248,669.00
AMERICAN SAMOA	32	22,678.00
NORTHERN MARIANAS	23	16,300.00
GUAM	137	97,092.00
VIRGIN ISLANDS	65	46,065.00
MARSHALL ISLANDS	0	0.00
MICRONESIA	0	0.00
PALAU	17	12,048.00
TOTAL	478,705	339,257,000.00



UNITED STATES DEPARTMENT OF EDUCATION
OFFICE OF SPECIAL EDUCATION AND REHABILITATIVE SERVICES
JUN 23 1994

CONGRESSIONAL NOTIFICATION OF GRANT AWARDS
Under Part H of the Individuals with Disabilities Education Act

We are pleased to inform you that a total of \$253,152,000 for Fiscal Year 1994 has now been allocated to Lead Agencies in each State on behalf of infants and toddlers with disabilities. These funds are authorized under Part H of the Individuals with Disabilities Education Act (IDEA), and will be available on July 1, 1994. A State listing of dollars allocated is enclosed for your information.

These funds are to be used to implement a comprehensive, coordinated, multidisciplinary, interagency statewide system to provide early intervention services for infants and toddlers with disabilities and their families. When Congress originally enacted this program it required that the system must be in effect no later than the beginning of a State's fifth-year of participation under Part H.

The enclosed allocation figures are the basic amount that a State would receive if it meets all requirements for full implementation of the program. Activities that may be supported under Part H include the provision of direct services for eligible children that are not provided from public or private sources and the expansion and improvement of existing services.

Additional information about this program for infants and toddlers with disabilities may be obtained from the director of the Lead Agency in your State or from Dr. James L. Hamilton, Division of Educational Services, Office of Special Education Programs, U.S. Department of Education, 330 C Street, SW, Switzer Building, Room 4611, Washington, DC 20202-2732; telephone: (202) 205-9084.

Your continued interest in this significant program for early intervention services for infants and toddlers with disabilities is greatly appreciated.

Sincerely,

Judith E. Heumann
Assistant Secretary

Enclosure

FISCAL YEAR 1994 ACTUAL

PART H ALLOCATION TO STATE LEAD AGENCIES

<u>State</u>	<u>Total Allocation</u>
Alabama	\$ 3,636,547.00
Alaska	1,237,632.00
Arizona	3,922,215.00
Arkansas	2,054,731.00
California	34,996,612.00
Colorado	3,207,936.00
Connecticut	2,754,255.00
Delaware	1,237,632.00
District of Columbia	1,237,632.00
Florida	11,385,994.00
Georgia	6,504,198.00
Hawaii	1,237,632.00
Idaho	1,237,632.00
Illinois	11,106,525.00
Indiana	4,855,347.00
Iowa	2,232,081.00
Kansas	2,180,341.00
Kentucky	3,138,084.00
Louisiana	4,130,713.00
Maine	1,237,632.00
Maryland	4,494,909.00
Massachusetts	5,090,115.00
Michigan	8,232,797.00
Minnesota	3,877,592.00
Mississippi	2,520,647.00
Missouri	4,442,070.00
Montana	1,237,632.00
Nebraska	1,352,447.00
Nevada	1,320,760.00
New Hampshire	1,237,632.00
New Jersey	6,994,924.00
New Mexico	1,654,768.00
New York	16,637,446.00
North Carolina	6,033,463.00
North Dakota	1,237,632.00
Ohio	9,708,755.00
Oklahoma	2,811,532.00
Oregon	2,483,462.00
Pennsylvania	9,633,345.00
Rhode Island	1,237,632.00
South Carolina	3,296,241.00
South Dakota	1,237,632.00
Tennessee	4,346,068.00
Texas	18,816,567.00
Utah	2,160,609.00

StateTotal Allocation

Vermont	1,237,632.00
Virginia	5,660,050.00
Washington	4,704,307.00
West Virginia	<u>1,291,991.00</u>
Wisconsin	4,136,450.00
Wyoming	1,237,632.00
Puerto Rico	3,630,290.00
American Samoa	475,322.00
Northern Marianas	296,165.00
Guam	1,045,571.00
Virgin Islands	619,990.00
Palau	94,472.00
Secretary of the Interior	3,094,080.00

Total \$253,152,000.00

**NOTIFICATION TO MEMBERS OF CONGRESS
AWARD OF FY 1994 GRANTS TO STATE EDUCATIONAL AGENCIES PARTICIPATING IN
THE ROBERT C. BYRD HONORS SCHOLARSHIP PROGRAM**

June 1994

Grants to State educational agencies for the States listed on the attached table have been approved for the Robert C. Byrd Honors Scholarship Program's eighth year of operation (for scholarships for academic year 1994-95). The program is authorized under Title IV, Part A, Subpart 6 of the Higher Education Act of 1965 (HEA), as amended, Pub. L. 102-325.

Grants for fiscal year 1994 are now being made to 49 States, the District of Columbia, Puerto Rico, American Samoa, Marshall Islands, Northern Mariana Islands, Micronesia, and the Virgin Islands. Grants to Massachusetts, Guam, and Palau will be made at a later date, when their State participation agreements are complete. A separate notification to Members of Congress for those States will be sent at that time. The awards for all States total \$19,294,500.

State allotments are based on a formula comparing the ratio of each State's school-aged population (ages 5 through 17) to the total school-aged population in all participating States, except that no State receives fewer than 10 scholarships. Participating States use the funds to provide scholarships for study at institutions of higher education to outstanding high school seniors who show promise of continued excellence, in an effort to recognize and promote student excellence and achievement. The scholarships of \$1,500 per year are renewable for up to the first four years of undergraduate study.

To receive program allotments, a State must enter into an agreement with the Secretary of Education under which the State educational agency (SEA) agrees to administer the program in compliance with the regulations in 34 CFR Part 654 and applicable parts of the Education Department General Administrative Regulations. (The SEA is that agency in a State which is primarily responsible for the supervision of public elementary and secondary schools in the State.)

The format used in this Notification Schedule includes: (1) the amount of funds allotted to each State in fiscal year 1994; (2) the number of scholarships allotted to each State to continue awards that were initially made in fiscal year 1993; (3) the number of scholarships allotted to each State to award new scholarships in fiscal year 1994; and (4) the total number of scholarships (both continuing and new) allotted to each State for fiscal year 1994.

The name and location of the State educational agency and the names of the responsible agency officials for each State are available upon request. Please contact Darlene B. Collins, Program Manager for the Robert C. Byrd Honors Scholarship Program, on (202) 260-3394 or Brian Smith, Program Analyst, on (202) 260-3208. Please address any correspondence to:

Darlene B. Collins, Program Manager
Robert C. Byrd Honors Scholarship Program
U.S. Department of Education
400 Maryland Avenue, S.W.
The Portals, Suite C-80
Washington, DC 20202-5329

*Robert C. Byrd Honors Scholarship Program
FY 1994 Final State Allotments*

		Scholarships		
	Allotment	Continuing	New	Total
Alabama	\$313,500	106	103	209
Alaska	51,000	17	17	34
Arizona	292,500	95	100	195
Arkansas	184,500	62	61	123
California	2,284,500	751	772	1,523
Colorado	261,000	85	89	174
Connecticut	214,500	72	71	143
Delaware	48,000	16	16	32
District of Columbia	30,000	10	10	20
Florida	873,000	284	298	582
Georgia	513,000	170	172	342
Hawaii	81,000	27	27	54
Idaho	97,500	32	33	65
Illinois	859,500	287	286	573
Indiana	426,000	144	140	284
Iowa	219,000	72	74	146
Kansas	198,000	66	66	132
Kentucky	285,000	95	95	190
Louisiana	361,500	122	119	241
Maine	90,000	31	29	60
Maryland	340,500	112	115	227
Massachusetts*	384,000	128	128	256
Michigan	720,000	241	239	480
Minnesota	351,000	116	118	234
Mississippi	220,500	75	72	147
Missouri	393,000	131	131	262
Montana	67,500	22	23	45
Nebraska	129,000	43	43	86
Nevada	93,000	30	32	62
New Hampshire	79,500	27	26	53
New Jersey	520,500	174	173	347
New Mexico	135,000	44	46	90
New York	1,233,000	412	410	822
North Carolina	472,500	158	157	315
North Dakota	51,000	17	17	34
Ohio	817,500	276	269	545
Oklahoma	252,000	84	84	168
Oregon	223,500	74	75	149
Pennsylvania	819,000	274	272	546
Rhode Island	64,500	22	21	43
South Carolina	271,500	91	90	181
South Dakota	60,000	20	20	40
Tennessee	360,000	120	120	240
Texas	1,444,500	478	485	963
Utah	192,000	64	64	128
Vermont	42,000	14	14	28
Virginia	441,000	147	147	294
Washington	388,500	127	132	259
West Virginia	133,500	45	44	89
Wisconsin	391,500	129	132	261
Wyoming	42,000	14	14	28
American Samoa	15,000	0	10	10
Guam*	30,000	10	10	20
Marshall Islands	15,000	0	10	10
Micronesia	15,000	0	10	10
Northern Mariana Islands	30,000	10	10	20
Palau*	15,000	0	10	10
Puerto Rico	343,500	10	219	229
Virgin Islands	15,000	0	10	10
Total	\$19,294,500	6,283	6,580	12,863

* State participation agreements for Massachusetts, Guam, and Palau are not yet complete. Grant awards for these States will be made at a later date.

**NOTIFICATION TO MEMBERS OF CONGRESS
AWARD OF FY 1994 GRANTS TO STATE EDUCATIONAL AGENCIES PARTICIPATING IN
THE ROBERT C. BYRD HONORS SCHOLARSHIP PROGRAM**

June 1994

Grants to State educational agencies for the States listed on the attached table have been approved for the Robert C. Byrd Honors Scholarship Program's eighth year of operation (for scholarships for academic year 1994-95). The program is authorized under Title IV, Part A, Subpart 6 of the Higher Education Act of 1965 (HEA), as amended, Pub. L. 102-325.

Grants for fiscal year 1994 are now being made to 49 States, the District of Columbia, Puerto Rico, American Samoa, Marshall Islands, Northern Mariana Islands, Micronesia, and the Virgin Islands. Grants to Massachusetts, Guam, and Palau will be made at a later date, when their State participation agreements are complete. A separate notification to Members of Congress for those States will be sent at that time. The awards for all States total \$19,294,500.

State allotments are based on a formula comparing the ratio of each State's school-aged population (ages 5 through 17) to the total school-aged population in all participating States, except that no State receives fewer than 10 scholarships. Participating States use the funds to provide scholarships for study at institutions of higher education to outstanding high school seniors who show promise of continued excellence, in an effort to recognize and promote student excellence and achievement. The scholarships of \$1,500 per year are renewable for up to the first four years of undergraduate study.

To receive program allotments, a State must enter into an agreement with the Secretary of Education under which the State educational agency (SEA) agrees to administer the program in compliance with the regulations in 34 CFR Part 654 and applicable parts of the Education Department General Administrative Regulations. (The SEA is that agency in a State which is primarily responsible for the supervision of public elementary and secondary schools in the State.)

The format used in this Notification Schedule includes: (1) the amount of funds allotted to each State in fiscal year 1994; (2) the number of scholarships allotted to each State to continue awards that were initially made in fiscal year 1993; (3) the number of scholarships allotted to each State to award new scholarships in fiscal year 1994; and (4) the total number of scholarships (both continuing and new) allotted to each State for fiscal year 1994.

The name and location of the State educational agency and the names of the responsible agency officials for each State are available upon request. Please contact Darlene B. Collins, Program Manager for the Robert C. Byrd Honors Scholarship Program, on (202) 260-3394 or Brian Smith, Program Analyst, on (202) 260-3208. Please address any correspondence to:

Darlene B. Collins, Program Manager
Robert C. Byrd Honors Scholarship Program
U.S. Department of Education
400 Maryland Avenue, S.W.
The Portals, Suite C-80
Washington, DC 20202-5329

*Robert C. Byrd Honors Scholarship Program
FY 1994 Final State Allotments*

		Scholarships		
	Allotment	Continuing	New	Total
Alabama	\$313,500	106	103	209
Alaska	51,000	17	17	34
Arizona	292,500	95	100	195
Arkansas	184,500	62	61	123
California	2,284,500	751	772	1,523
Colorado	261,000	85	89	174
Connecticut	214,500	72	71	143
Delaware	48,000	16	16	32
District of Columbia	30,000	10	10	20
Florida	873,000	284	298	582
Georgia	513,000	170	172	342
Hawaii	81,000	27	27	54
Idaho	97,500	32	33	65
Illinois	859,500	287	286	573
Indiana	426,000	144	140	284
Iowa	219,000	72	74	146
Kansas	198,000	66	66	132
Kentucky	285,000	95	95	190
Louisiana	361,500	122	119	241
Maine	90,000	31	29	60
Maryland	340,500	112	115	227
Massachusetts*	384,000	128	128	256
Michigan	720,000	241	239	480
Minnesota	351,000	116	118	234
Mississippi	220,500	75	72	147
Missouri	393,000	131	131	262
Montana	67,500	22	23	45
Nebraska	129,000	43	43	86
Nevada	93,000	30	32	62
New Hampshire	79,500	27	26	53
New Jersey	520,500	174	173	347
New Mexico	135,000	44	46	90
New York	1,233,000	412	410	822
North Carolina	472,500	158	157	315
North Dakota	51,000	17	17	34
Ohio	817,500	276	269	545
Oklahoma	252,000	84	84	168
Oregon	223,500	74	75	149
Pennsylvania	819,000	274	272	546
Rhode Island	64,500	22	21	43
South Carolina	271,500	91	90	181
South Dakota	60,000	20	20	40
Tennessee	360,000	120	120	240
Texas	1,444,500	478	485	963
Utah	192,000	64	64	128
Vermont	42,000	14	14	28
Virginia	441,000	147	147	294
Washington	388,500	127	132	259
West Virginia	133,500	45	44	89
Wisconsin	391,500	129	132	261
Wyoming	42,000	14	14	28
American Samoa	15,000	0	10	10
Guam*	30,000	10	10	20
Marshall Islands	15,000	0	10	10
Micronesia	15,000	0	10	10
Northern Mariana Islands	30,000	10	10	20
Palau*	15,000	0	10	10
Puerto Rico	343,500	10	219	229
Virgin Islands	15,000	0	10	10
Total	\$19,294,500	6,283	6,580	12,863

* State participation agreements for Massachusetts, Guam, and Palau are not yet complete. Grant awards for these States will be made at a later date.